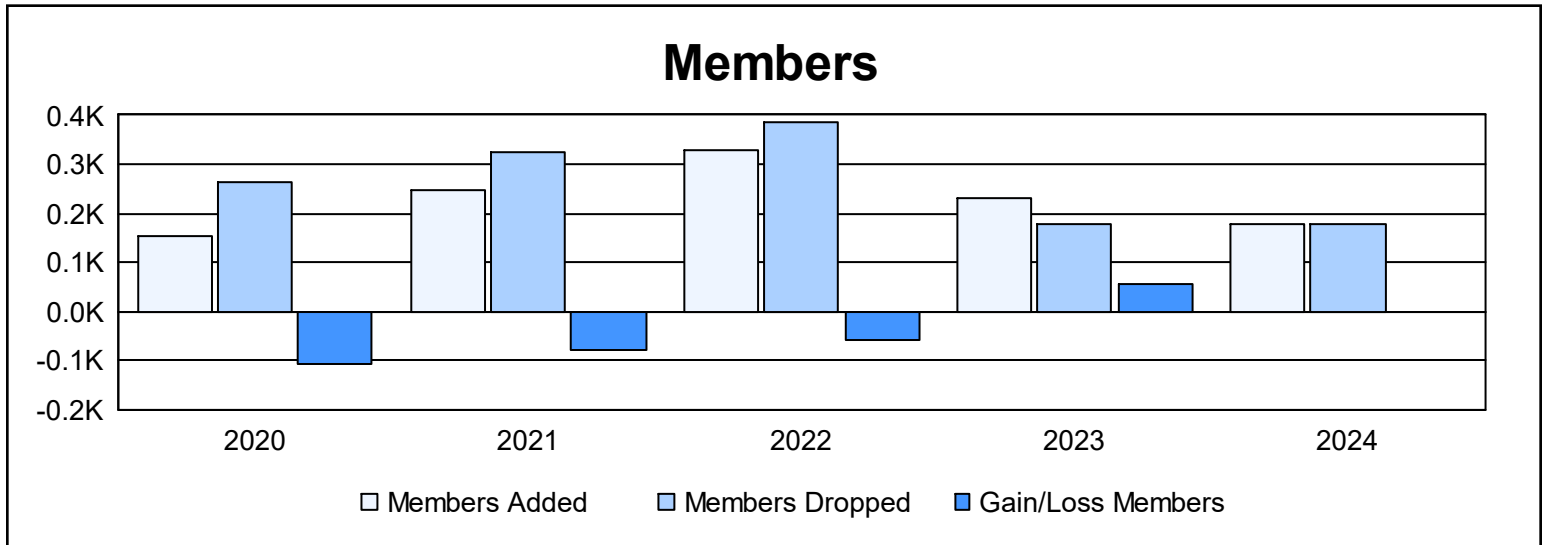
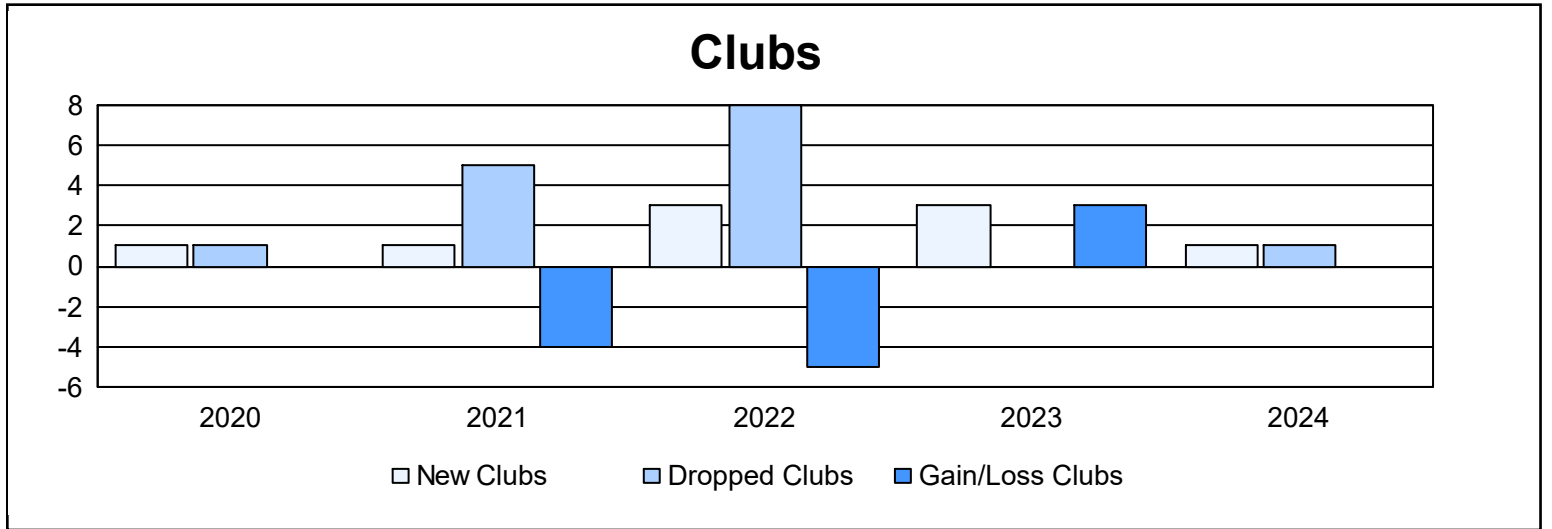
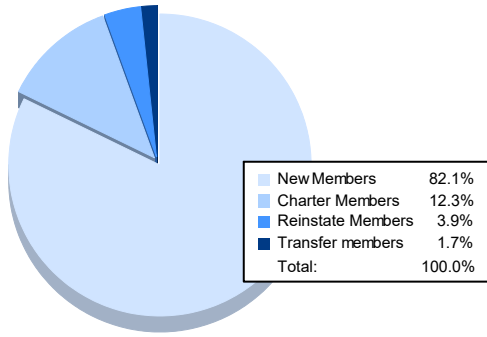


Year	New Clubs	Dropped Clubs	Gain/ Loss Clubs	New Members	Charter Members	Reinstate Members	Transfer Members	Total Member Added	Total Members Dropped	Gain/ Loss Members
2019-2020	1	1	0	89	44	14	8	155	262	-107
2020-2021	1	5	-4	177	59	10	2	248	326	-78
2021-2022	3	8	-5	142	113	69	5	329	387	-58
2022-2023	3	0	3	135	81	10	5	231	177	54
2023-2024	1	1	0	147	22	7	3	179	179	0
<b>Average</b>	<b>2</b>	<b>3</b>	<b>-1</b>	<b>138</b>	<b>64</b>	<b>22</b>	<b>5</b>	<b>228</b>	<b>266</b>	<b>-38</b>



### Membership Composition June 2024 Cumulative



### Gender Composition June 2024 Cumulative

